

## FIRST LEGO League Jr. 2020 - T-Shirt Order Form

Team name \_\_\_\_\_

T-Shirt Contact Person / Coach Name \_\_\_\_\_

Phone \_\_\_\_\_

Email \_\_\_\_\_

Please email this order form with the shirt design to Iris Ilao at [iris.ilao@kidstream.org](mailto:iris.ilao@kidstream.org) (805) 509-7176



### Due Date: July 13

If we do not receive your order by the due date, you will get a default design.

### T-Shirt & Ink Colors

For the color options, go to: <http://www.haneslocator.com/product/5450-youth-tagless-t-shirt/>

(Use the left & right arrows on the color samples bar to see the 30 color possibilities.)

Ink color choices: **Black White Red Royal Blue**

1<sup>st</sup> Choice: Shirt color \_\_\_\_\_

2<sup>nd</sup> Choice: Shirt color \_\_\_\_\_

1<sup>st</sup> Choice: Ink color \_\_\_\_\_

2<sup>nd</sup> Choice: Ink color \_\_\_\_\_

**T-Shirt Sizes:** Enter the number of each size for team members and adults.

**Shirts for each participant and 1 coach are included.**

Extra shirts (for assistant coaches, parents, siblings, etc) can be ordered for \$15.00 each.

	Number of shirts	Names
Youth Small		
Youth Medium		
Youth Large		
Youth X-Large		
Adult Small		
Adult Medium		
Adult Large		
Adult X-Large		
Adult XX-Large (\$2 extra)		
<u>Total:</u>		

**TOTAL DUE \$** \_\_\_\_\_

Extra shirts (for assistant coaches, parents, siblings, etc) can be ordered for \$15.00 each.

Payment, if any, is due when the T-Shirt order is submitted.

Make check payable to kidSTREAM

**Include in memo: FLL Jr - Team Name / Coach's Name**

Mail to:

**kidSTREAM**

**5235 Mission Oaks Blvd,**

**Suite 356**

**Camarillo, California 93012**

**Venmo:**

Make a secure and quick payment through Venmo!

**User name: @kidstream**

\*When sending a payment, include your **NAME, TEAM NAME & PHONE #** and email your t-shirt order form & design to [iris.ilao@kidstream.org](mailto:iris.ilao@kidstream.org)

**T-Shirt Front Design:** (The back will have our sponsors' logos and the FLL theme.)

You may create your own design, or you can use a default design that we will provide.  
Maximum design size is 8.5" x 11".

Here are the key points:

1. Keep it simple. Limit yourself to two / three graphics. Avoid complex images.
2. Submit your design in black & white.
3. Hand-drawn designs are usually problematic. Hand-drawn can be acceptable if it is a simple logo done as black on white with thick lines. (ie regular Sharpie on white paper)
4. Electronic designs are best. Acceptable are Adobe Illustrator, EPS, PDF, JPEG, PNG  
If you can send a PDF along with your original, please do that.
5. If you use unusual fonts, please provide the names of the fonts used. \_\_\_\_\_
6. Don't put each kid's name on the design. You can add these later with fabric markers or puff paints.

**Please name your files as follows:**

Order file:

TeamName\_color shirt color ink Order.doc

Example: Cyber-Eagles\_Red shirt blue ink\_Order.doc

Design file:




TeamName\_color shirt color ink\_Design.ppt (or .jpeg, etc)

Example: Cyborgs\_red shirt blue ink\_Design.doc




Google: *coloring pages* for some good outlines

In Google Images, click search tools, and set color to Black & White




### Samples of Preferred T-Shirt Artwork

		
<p>Vector art (Adobe illustrator)</p>	<p>Vector art (Adobe illustrator)</p>	<p>Made from standard PowerPoint shapes. Can be ungrouped.</p>
<p>• Simple design. • Thick lines (thin lines are ok for accents) • Standard fonts or Fonts converted to outlines/curves. • Little to no changes needed</p>		

### Samples of Good T-Shirt Artwork

		
<p>Black &amp; White clip-art</p>	<p>Hand-drawn with clean, dark lines. Simple design</p>	<p>Thin lines, little work needed</p>

### Samples of Unacceptable T-Shirt Artwork

		
<p>Hand-drawn, many lines, messy</p>	<p>Excellent hand drawing, but shaded &amp; some gray lines</p>	<p>Clip-art is bit-mapped, not vector. Can't be ungrouped Color images can't be printed</p>
<p>Hand-drawn can only be accepted with a few simple dark lines that converter to vector graphics can find.</p>		